


Use of Illegal Substances By Youth in NM Public Health Region 5 Counties & New Mexico

2001-2007

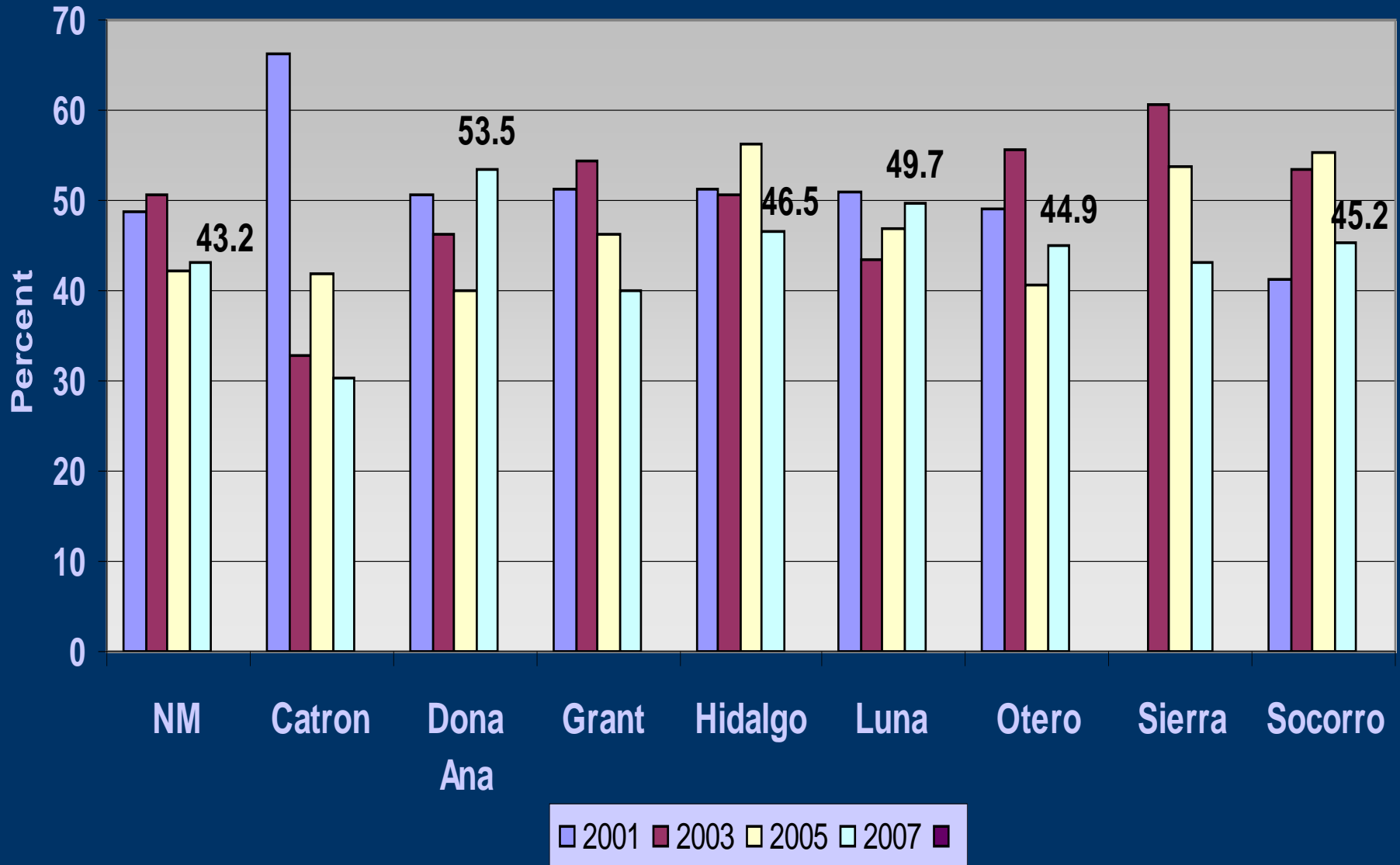


Understanding Slides

- ▶ Each vertical colored bar indicates a year 2001-2007
- ▶ The succession of vertical bars indicates trends in reported youth usage
- ▶ Bar groupings indicate NM and R-5 Counties (horizontal axis)
- ▶ NM value is the benchmark for comparisons

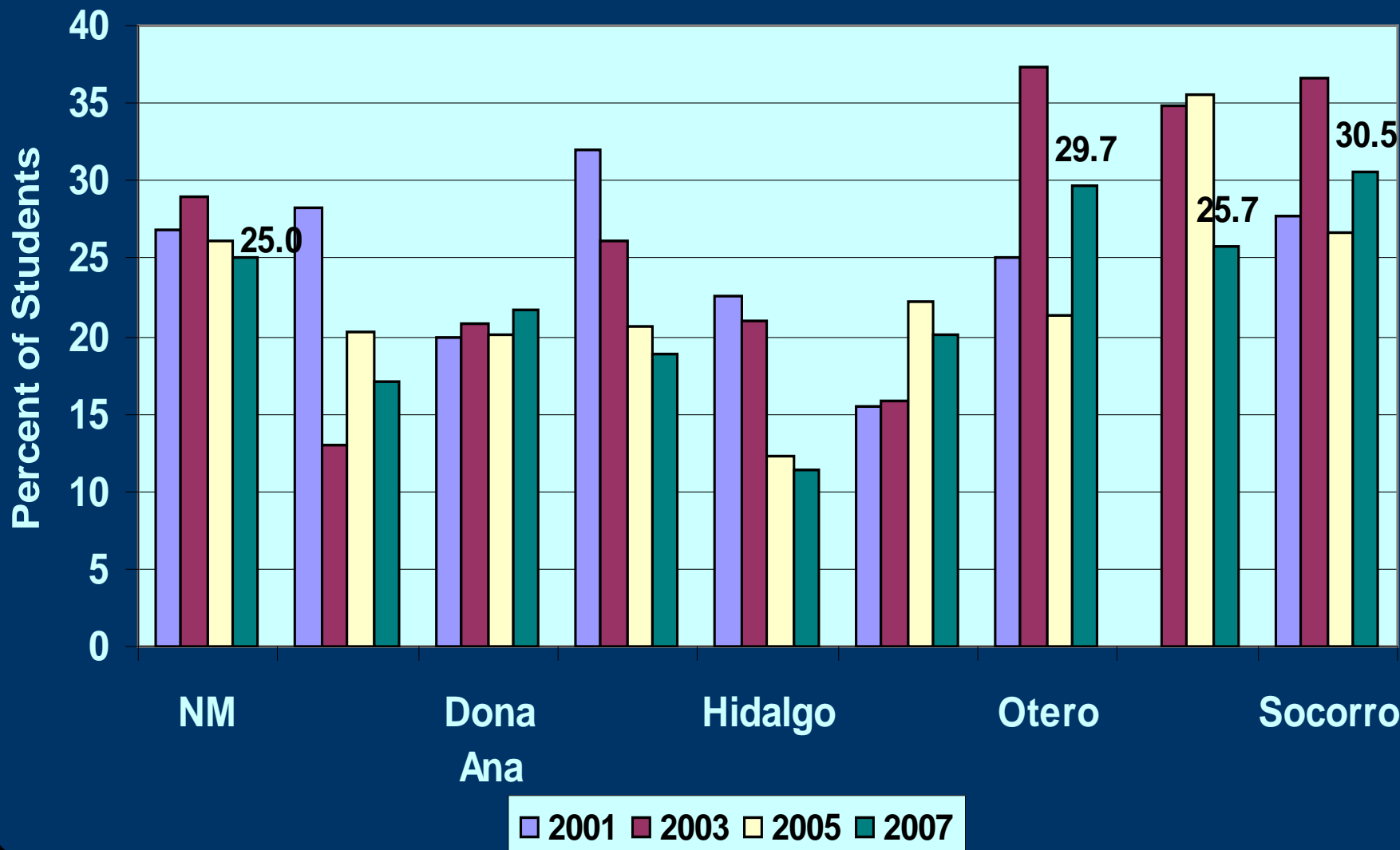
Current Alcohol Use (past 30 days)

Current Youth Drinkers, Region-5 Counties vs. NM



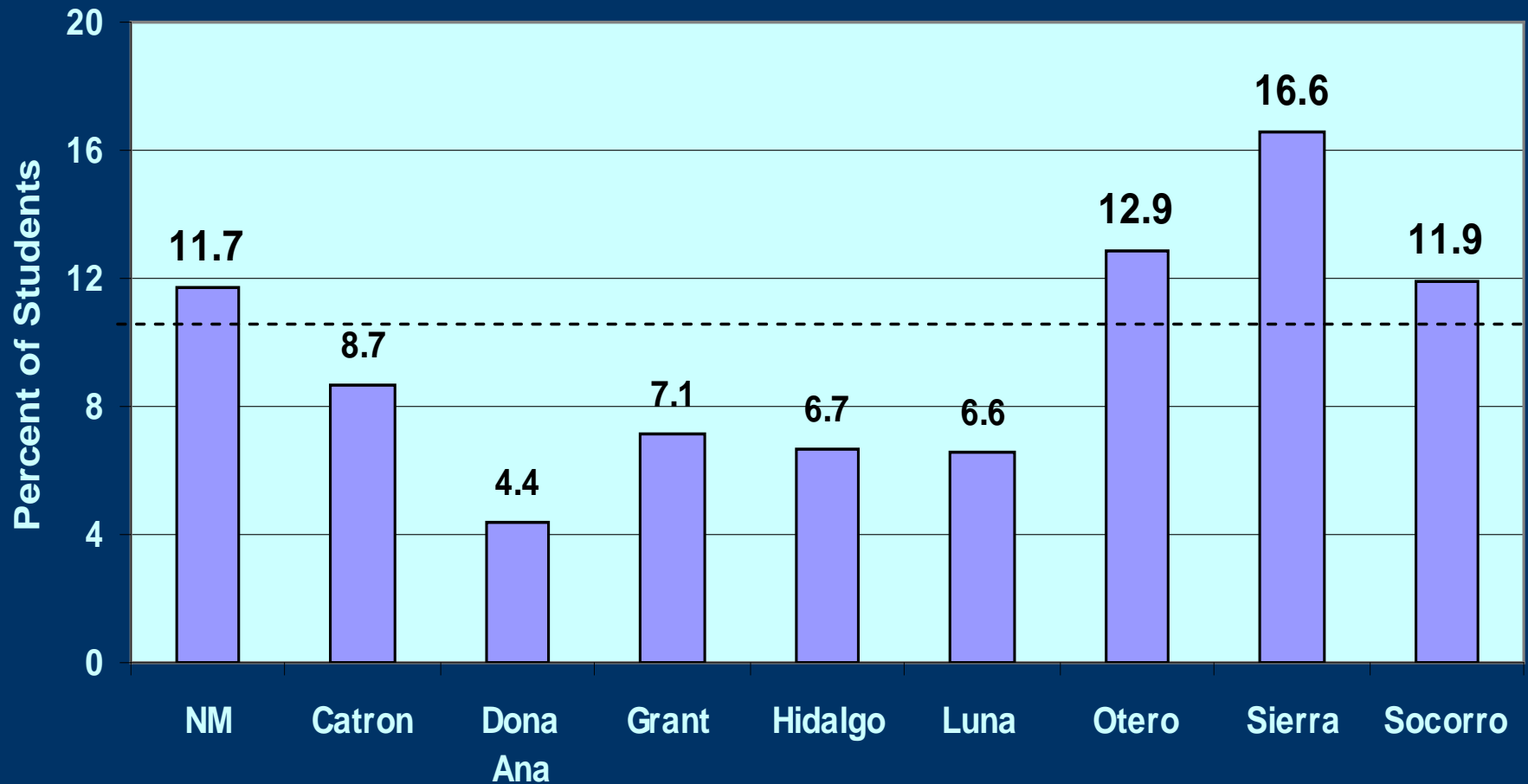
Current Marijuana Use (past 30 days)

Current Marijuana Users, Region 5 Counties & NM



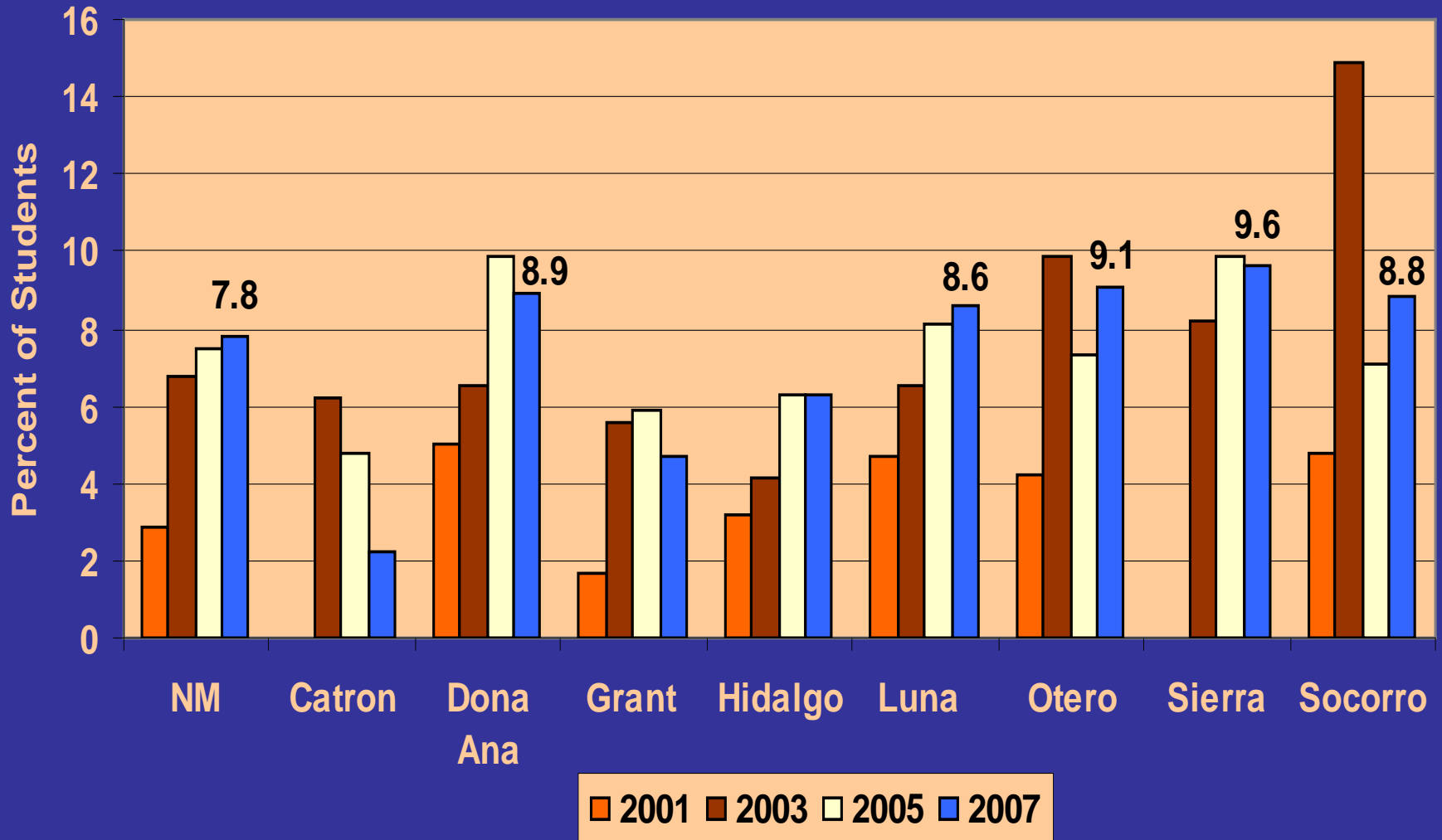
Current Rx Painkiller Use

Current Youth Rx Painkiller Users (past 30 days)
Region-5 Counties & NM 2007



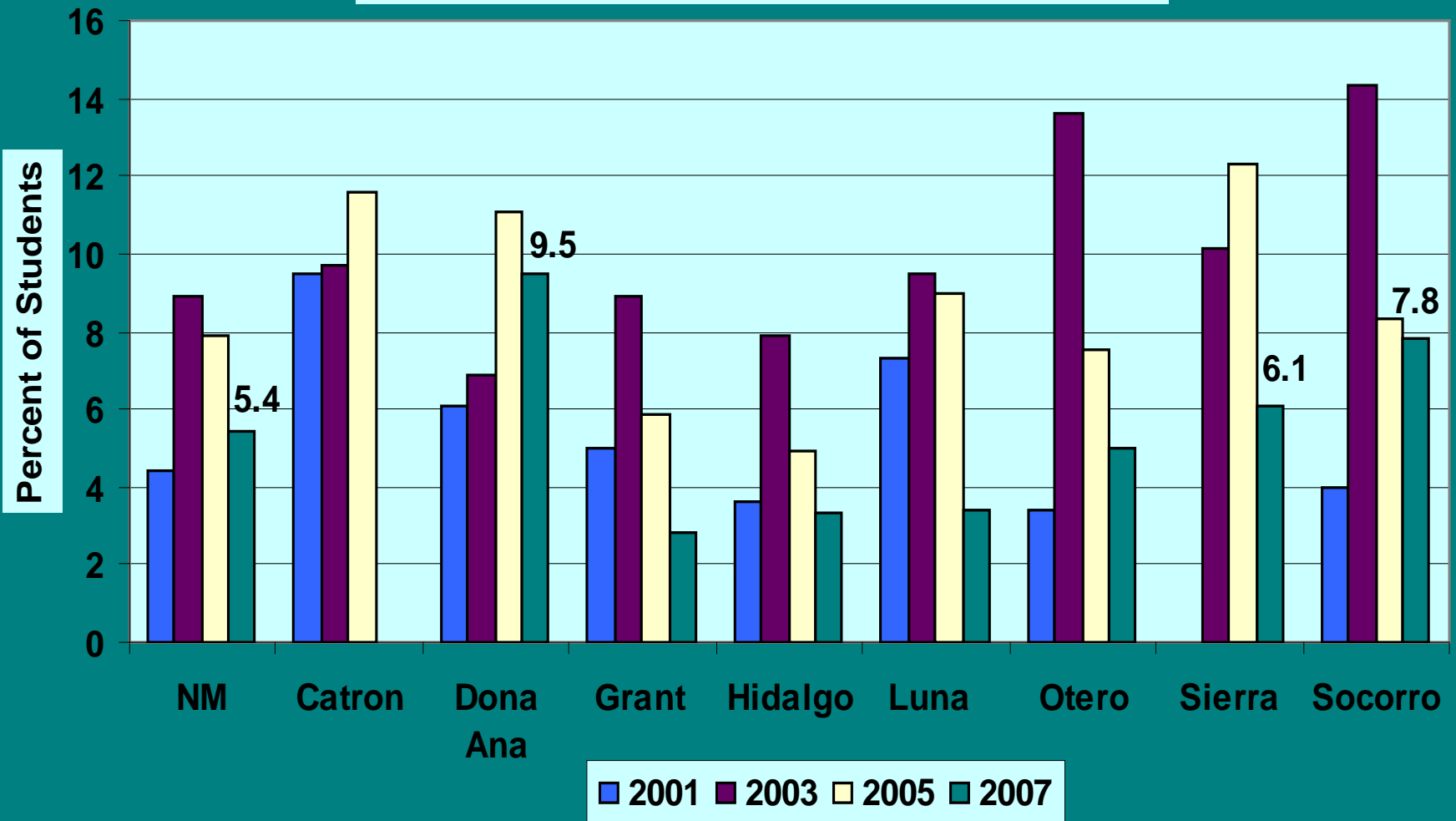
Current Inhalant Use (past 30 days)

Current Youth Inhalant Users (past 30 days)
Region-5 Counties & NM 2001-2007



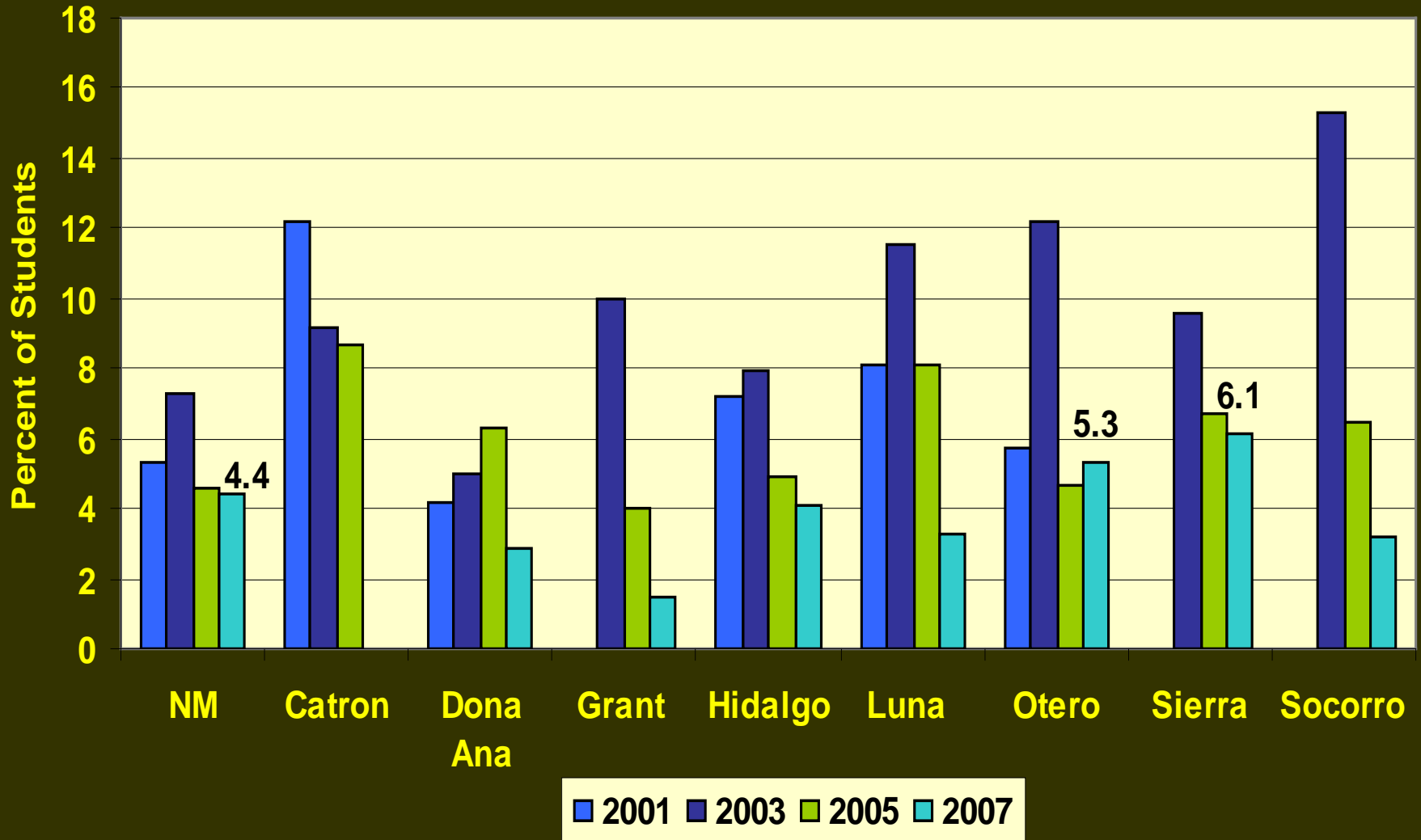
Current Cocaine Use (past 30 days)

Current Youth Cocaine Users (past 30 days)
Region-5 Counties & NM 2001-2007



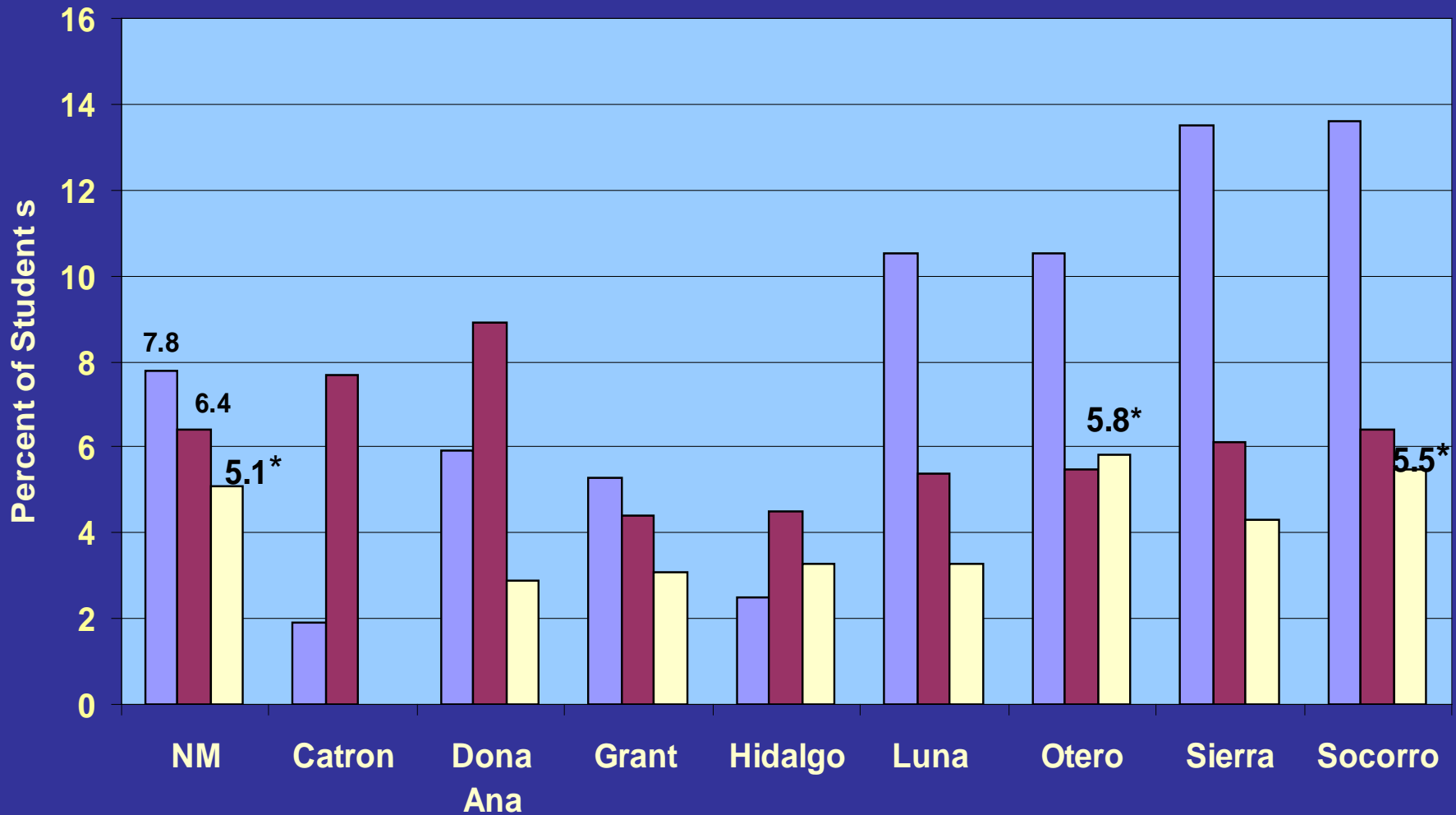
Current Meth Use (past 30 days)

Current Youth Methamphetamine Users (past 30 days) Region-5 Counties & NM, 2001-2007



Current Ecstasy Use (30 days & 12 mos.)

Ecstasy Youth Users (30-day and 12-mo.)
Region-5 Counties & NM 2003-2007

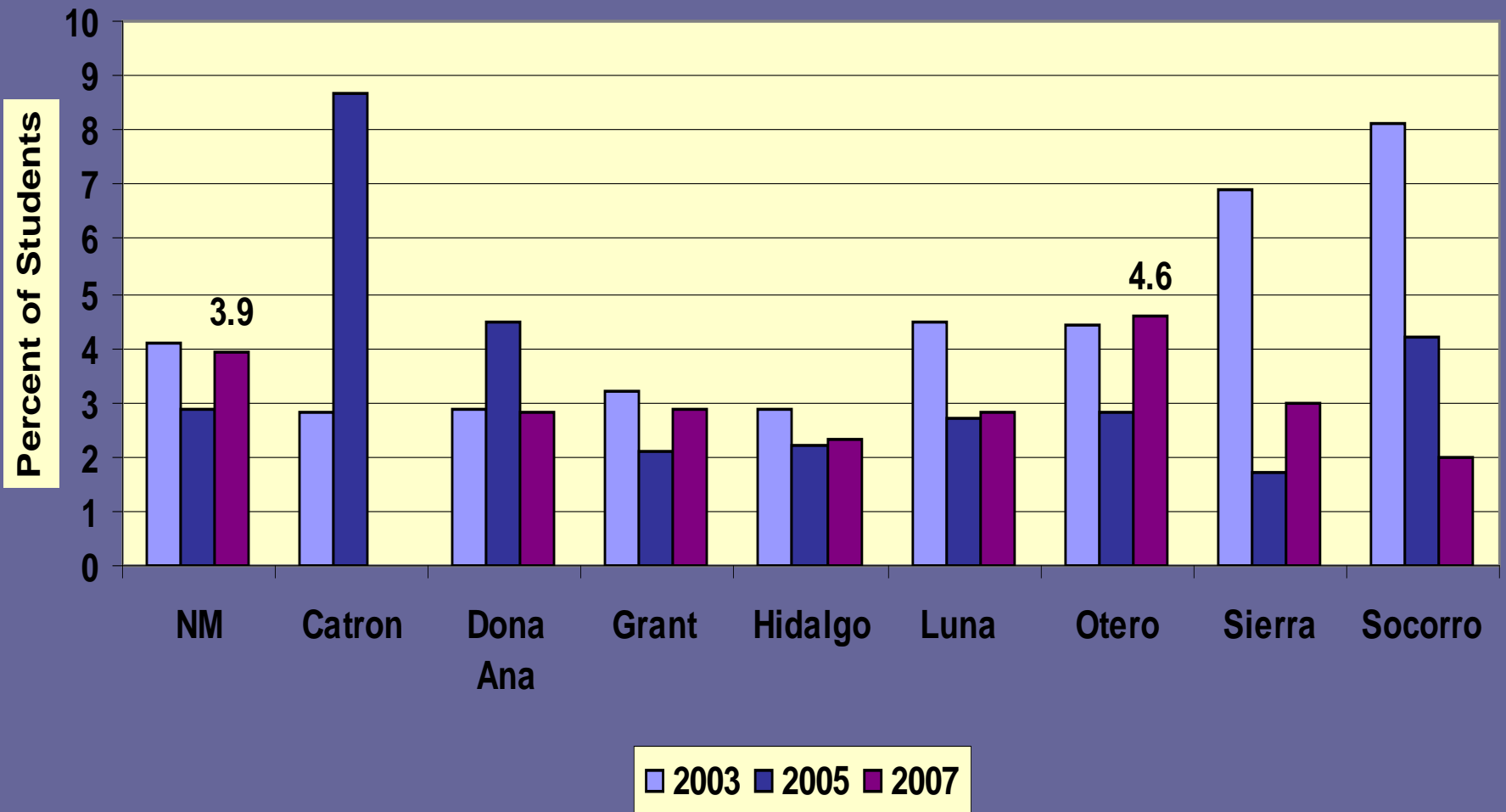


* = 12 mo period of use

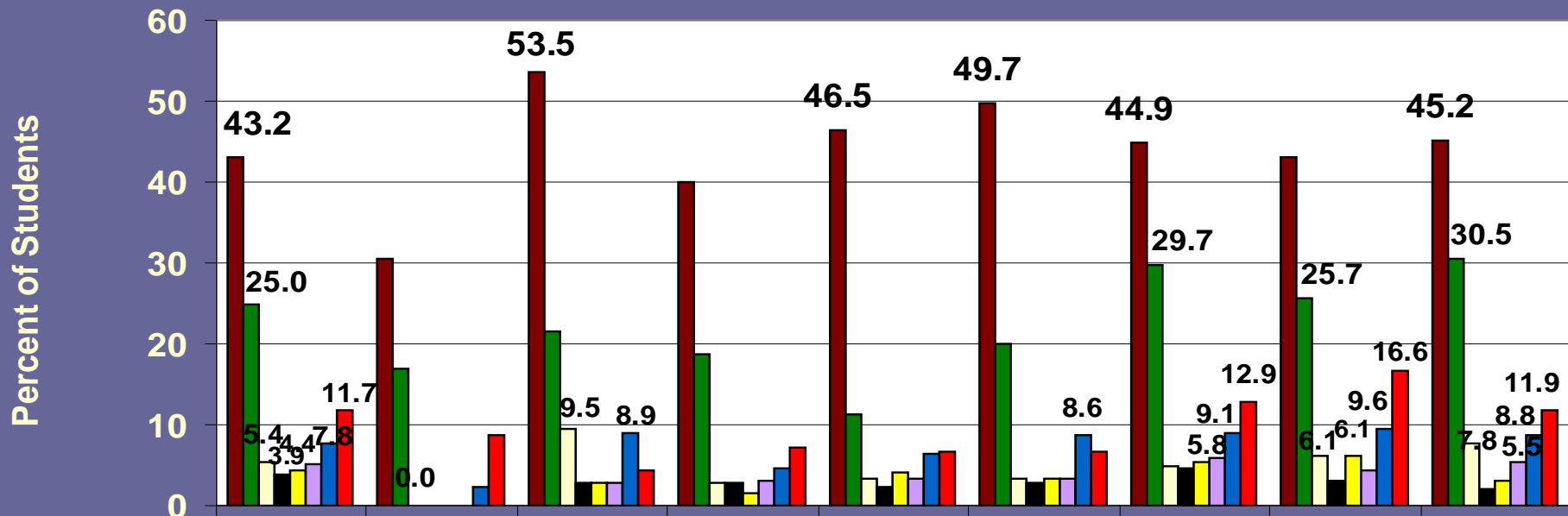
2003 2005 2007*

Current Heroin Use (past 30 days)

Current Youth Heroin Users (within past 30 days)
Region-5 Counties & NM 2003-2007



2007 Substance Use Among Youth Region 5 Counties and NM



	NM	Catron	Dona Ana	Grant	Hidalgo	Luna	Otero	Sierra	Socorro
Alcohol	43.2	30.4	53.5	39.9	46.5	49.7	44.9	43.0	45.2
Marijuana	25.0	17.0	21.6	18.8	11.4	20.1	29.7	25.7	30.5
Cocaine	5.4	0.0	9.5	2.8	3.3	3.4	5.0	6.1	7.8
Heroin	3.9	0	2.8	2.9	2.3	2.8	4.6	3	2
Meth	4.4	0	2.9	1.5	4.1	3.3	5.3	6.1	3.2
Ecstasy	5.1	0	2.9	3.1	3.3	3.3	5.8	4.3	5.5
Inhalants	7.8	2.2	8.9	4.7	6.3	8.6	9.1	9.6	8.8
Pain Killers	11.7	8.7	4.4	7.1	6.7	6.6	12.9	16.6	11.9

Illegal substances used by NMPH Region-5 youth are ranked from 1 to 8, with 1 being the most popular among substance abusing youth.

1. Alcohol
2. Marijuana
3. Rx Pain Killers
4. Inhalants
5. Cocaine
6. Ecstasy
7. Meth
8. Heroin

Alcohol

NM Youth Current Usage = 43.2%

- ▶ The most popular illegal substance used by NM youth in 2007

- ▶ R-5 Counties surpassing reported NM youth current usage:
 1. Dona Ana Co. (53.5%)
 2. Luna Co. (49.5%)
 3. Hidalgo Co. (46.5%)
 4. Socorro Co. (45.2%)
 5. Otero Co. (44.9%)

Marijuana

NM Current Youth Usage = 25.0%

- ▶ The 2nd most popular illegal substance used by NM youth in 2007
- ▶ R-5 Counties surpassing reported NM youth current usage:
 1. Socorro Co. (30.5%)
 2. Otero Co. (29.7%)
 3. Sierra Co. (25.7%)

Rx Pain Killers

NM Youth Current Usage = 11.7%

- ▶ The 3rd most popular illegal substance used by NM youth in 2007
- ▶ R-5 Counties surpassing reported NM youth current usage:
 1. Sierra Co. (16.6%)
 2. Otero Co. (12.9%)
 3. Socorro Co. (11.9%)

Inhalants

NM Youth Current Usage = 7.8%

- ▶ The 4th most popular illegal substance used by NM youth in 2007
- ▶ R-5 Counties surpassing reported NM youth current usage:
 1. Sierra Co. (9.6%)
 2. Otero Co. (9.1%)
 3. Dona Ana (8.9%)
 4. Socorro Co. (8.8%)
 5. Luna Co. (8.6%)

Cocaine

NM Youth Current Usage = 5.4%

- ▶ The 5th most popular illegal substance used by NM youth in 2007
- ▶ R-5 Counties surpassing reported NM youth current usage:
 1. Dona Ana Co. (9.5%)
 2. Socorro Co. (7.8%)
 3. Sierra Co. (6.1%)

Ecstasy

NM Youth Current Usage = 5.1%

- ▶ The 6th most popular illegal substance used by NM youth in 2007
- ▶ R-5 Counties surpassing reported NM youth current usage:
 1. Otero Co. (5.8%)
 2. Socorro Co. (5.5%)

Meth

NM Youth Current Usage = 4.4%

- ▶ The 7th most popular illegal substance used by NM youth in 2007
- ▶ R-5 Counties surpassing reported NM youth current usage:
 1. Sierra Co. (6.1%)
 2. Otero Co. (5.3%)

Heroin

NM Youth Current Usage = 3.9%

- ▶ The 8th most popular illegal substance used by NM youth in 2007
- ▶ R-5 Counties surpassing reported NM youth current usage:
 1. Otero Co. (4.6%)